

# PEAR DECK 101

"WE ARE THE PERFECT PEAR"

MS. LAURA BOYD

@TECHNOLOGYLAURA

<https://tinyurl.com/pearygood123>

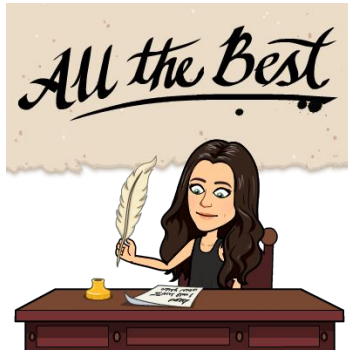


5:00

# PEAR DECK 101

## OBJECTIVE:

- Brief overview of Pear Deck
- Flash Card Factory
- Google Add On
- SEL Cards



# Stress Check



I'm in a good space and can focus

Something is bothering me, but I can still focus

I can't manage my emotions or behaviors right now



Students, drag the icon!

# Draw or type 2 things you want to know about Pear Deck:

1

2



Students, draw anywhere on this slide!




# Flash Card Factory



1. Groups are divided in 2
2. Night shift vs Day shift
3. Link to [Gimkit](#)
4. [Video](#)

<https://www.peardeck.com/pear-deck-vocabulary>




Students, draw anywhere on this slide!





Describe how you may  
integrate Flashcard  
Factory in your class

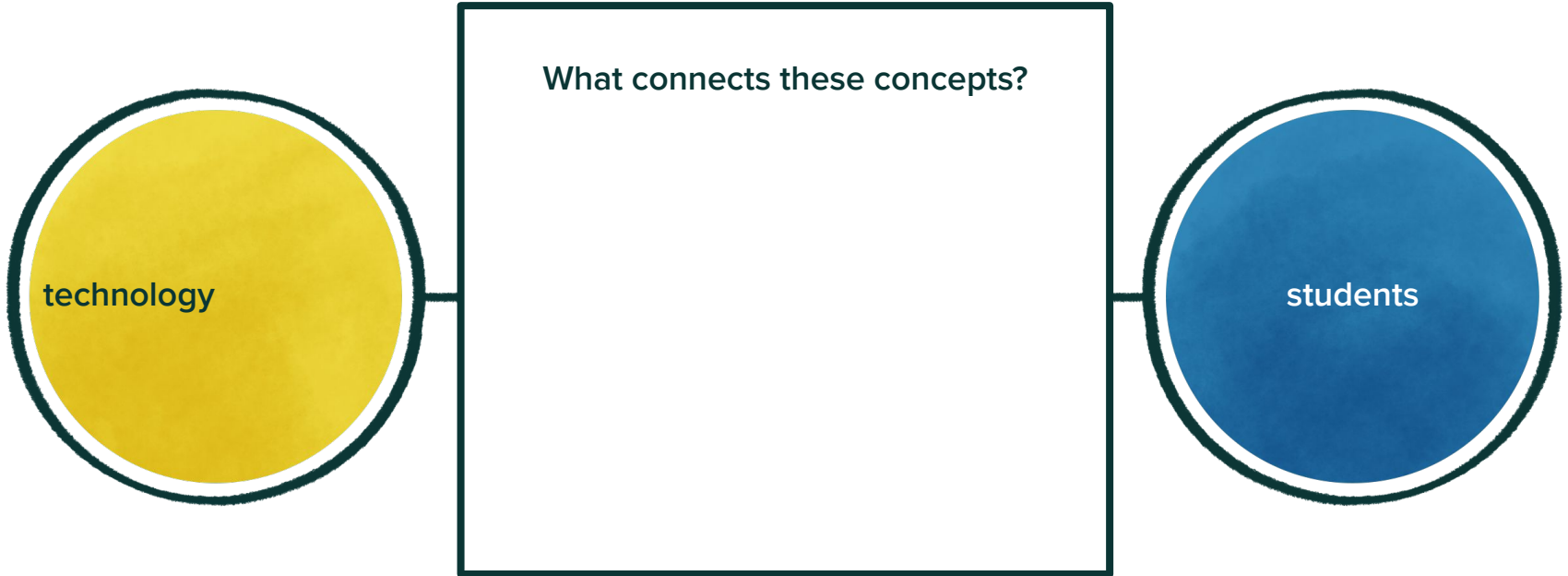


Students, write your response!

Pear Deck Interactive Slide  
Do not remove this bar

# Make connections

How are these two things connected?



Students, draw anywhere on this slide!



# SEL Cards



Download here

<https://app.peardeck.com/share/view/4dj7xr>

<https://www.peardeck.com/pear-deck-blog/social-emotional-learning-templates>







# Google Add On



<https://www.peardeck.com/googleslides>

1. Open up google slides
2. Make a presentation
3. Click add-ons
4. Click get add-ons
5. Search for Pear Deck
6. Free




# Drawing time


Draw an image that represents PearDeck



Students, draw anywhere on this slide!



I wonder what the  
future will be like  
in 100 years ...



Students, write your response!



# Explain

How did you come to that answer? What evidence supports your idea?



 Pear Deck

Students, draw anywhere on this slide!

# Draw lines to match the image to the answer:

Red

Orange

Yellow

morado

azul

naranja

verde

rojo

amarillo

Green


Blue

Purple


# Consider different viewpoints

Draw or type your thoughts on this topic in one head. Draw or type the point of view of a different person in the other.

My point  
of view



Another  
point of  
view



Students, draw anywhere on this slide!

14ar Deck

Pear Deck Interactive Slide  
Do not remove this bar



# Pretend your friend was absent from class today...

Write what you would say if you had to explain the lesson to your friend.



Students, write your response!

Pear Deck

Pear Deck

Pear Deck Interactive Slide  
Do not remove this bar

In one minute,  
write the most  
important thing from  
today's  
lesson.



Students, write your response!





Email me if you need any help!

[laura.ashleylavery@gmail.com](mailto:laura.ashleylavery@gmail.com)  
[@technologylaura](https://www.instagram.com/technologylaura)

THANKS!

